



WD24/6.0

LED Strips - Warm Dim



- 12 diodes per 2" cut point: 6 diodes per CCT
- 2 Chip technology allows for dual-color temperature ranges: 1900K-2700K or 1900K-3000K.
- Over 500 delivered lumens at full brightness
- Ambient operating temp: -4-110°F
- Installation temp: 50-100°F | Storage temp: -4-140°F
- Calculated L70 = 70000 hrs

1	2	3	4	5	6	7	8
V/WATTS	RATED	CCT	CONNECTOR/WIRE IN	CONNECTOR/WIRE OUT	WIRE COLOR	WIRE TYPE	ILLUMINATED LENGTH
WD24/6.0							

Sample Part Number: **WD24/6.0-DRY-19/30-CON6-BW-WH-CL2-48"**

1

V/WATTS

WD24/6.0

Voltage: 24VDC
Wattage: 6.0W/ft
LED engine is built with 2 wires suitable for phase dimming control. See following pages for compatible power supplies.

2

RATED

DRY IP20
WET IP67

3

CCT

19/27 1900K/2700K
19/30 1900K/3000K

4

CONNECTOR/WIRE IN

BW Bare Wire (Standard 24")
BRL Barrel
CLS Closed End (No feed)
CON6 Connector 6"
CON24 Connector 24"

Connector/Wire In not needed to specify product. Typical selection is BW.
BW: Standard length is 24", Max length is 120". Request custom length by writing in part number next to BW (example: BW48)

5

CONNECTOR/WIRE OUT

BW Bare Wire (Standard 24")
BRL Barrel
CLS Closed End (No feed)
CON6 Connector 6"
CON24 Connector 24"

Connector/Wire Out not needed to specify product. Typical selection is CLS or BW.
BW: Standard length is 24", Max length is 120". Request custom length by writing in part number next to BW (example: BW48)

6

WIRE COLOR

WH White
BK Black
N/A Specify for Barrel

Barrel is white

7

WIRE TYPE

CL2 Class 2
CL2P Class 2 Plenum Rated
N/A Specify for Barrel

CL2P only available with bare wire leads (BW)

8

ILLUMINATED LENGTH

DRY: 2"-192" in 2" increment
DMP: 2"-***" in 2" increment
WET: 2"-192" in 2" increment

Dry version also available in reel lengths of 16' (Class 2) and 100'. Each reel will have a 2' soldered lead wire attached. Contact factory for larger reels.

Available in reel lengths of 16' (Class 2) and 100'. Each reel will have a 2' soldered lead wire attached. Contact factory for larger reels.

COMPATIBLE EXTRUSIONS

	WIDE	ROUND	TORQ	TRES	LALO	TALO	ARKA	TELA	VEVE	FLUR	EMBD	LATO	MDIN	OPTI-FLAT	OPTI-OPTICS	THIN
DRY	✓	✓	✓	✓	✓	✓	✓	✓	✓	✓	✓	✓	✓	✓	✓	✓
DMP																
WET	✓				✓	✓	✓	✓			EXCLUDES 30°, 45°, 60° LENS		✓	✓		NO LENS

5 year warranty | Warranty only valid with QTL power supplies | Field modifications must comply with QTL's installation methods otherwise warranty is null & void | All data has +/- 5% tolerance | UL Listed



WD24/6.0

LED Strips - Warm Dim

3 CCT – LUMENS/CRI - DELIVERED LUMENS

DRY

[Calculated L70 = 70000 hrs]
Tested with WD-24/6.0-DRY

19-27 CCT	Lumen/ft	Luminous Efficacy	CRI Ra	CRI R9	TM30 Rf	TM30 Rg
2700K	506	89	97	96	93	99

19-30 CCT	Lumen/ft	Luminous Efficacy	CRI Ra	CRI R9	TM30 Rf	TM30 Rg
3000K	527	93	97	98	92	98

DMP

[Calculated L70 = 70000 hrs]
Tested with WD-24/6.0-DMP

19-27 CCT	Lumen/ft	CRI Ra
2700K	**	**

19-30 CCT	Lumen/ft	CRI Ra
3000K	**	**

TEMPERATURE RATINGS

	Min	Max
Ambient Operating Temp - Surface	-4°F	110°F
Storage Temp	-4°F	140°F
Installation Temp	-50°F	100°F

4 / 5 CONNECTOR/WIRE – IN/OUT

Connector/Wire In or Out not needed to specify product. Standard configuration is BW for Wire In and CLS for Wire out

BW

.15" Indoor
.11" Outdoor

Bare Wire 24" 22 AWG

BRL

1.44"
.42"
1.74"
.35"

Barrel 6" - DRY/DMP | 22 AWG

BRL

1.36"
.44"
1.62"
.66"

Barrel 6" - WET | 22 AWG

CON6/CON24

1.63"
.38"
1.34"
.39"

6" or 24" Overall Wire Connector | 22 AWG
IP67 Rated, UL Listed

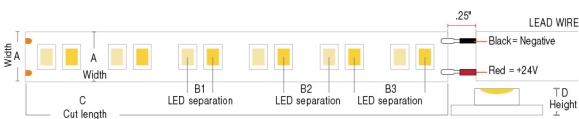
CLS

Not soldered

6 WIRE COLOR



8 ILLUMINATED LENGTH - DIMENSIONS



Section (in)	A	B1	B2	B3	C	D
DRY (IP20)	.39"	.10"	.25"	.32"	2.00"	.005"
WET (IP67)	.47"	.10"	.25"	.32"	2.00"	.018"



WD24/6.0

LED Strips - Warm Dim

COMPATIBLE POWER SUPPLIES

See power supplies cut sheets for more information. Data subject to change, all data has +/- 5% tolerance.

DIM TO LEVEL	INDOOR	OUTDOOR
	WD	WD
0.1%	QT-CAB-QZ-PH/0-10V QT-CAB-eLED+0-10V QT-CAB-eLED+DALI-DT6-AWN QTM-eLED+0-10V QTM-eLED+DALI-DT6 QTM-eLED+DALI-DT6-AWN QZ-BOWTIE+DIMMER QZ-DMX QZ-PH/0-10V QZ-STICK-PH/0-10V QZLP	Q-SET-QZ-PH/0-10V Q-SET-eLED+0-10V QOM-eLED+0-10V QOM-eLED+DALI-DT6 QOM-eLED+PS-DALI-DT6 QZ-DMX QZ-PH/0-10V
1%	QTM-eLED(E) QZ-DALI-DT6	Q-SET+QZ-DALI-DT6 QZ-DALI-DT6
10%	Non-Dim Power Supply with SW App Dongle	














DIMMING PROTOCOL	INDOOR	OUTDOOR
	WD	WD
Phase	QT-CAB-QZ-PH/0-10V QTM-eLED(E) QZ-BOWTIE+DIMMER QZ-PH/0-10V QZ-STICK-PH/0-10V QZLP	Q-SET-QZ-PH/0-10V QZ-PH/0-10V
0-10V	QT-CAB-QZ-PH/0-10V QT-CAB-eLED+0-10V QTM-eLED+0-10V QZ-PH/0-10V QZ-STICK-PH/0-10V QZLP	Q-SET-QZ-PH/0-10V Q-SET-eLED+0-10V QOM-eLED+0-10V QZ-PH/0-10V
Lutron Athena	QT-CAB-eLED+DALI-DT6-AWN QTM-eLED+DALI-DT6-AWN	
ECO System	QTM-eLED(E)	
DMX	QZ-DMX	QZ-DMX
DALI-2: DT6	QT-CAB-eLED+DALI-DT6 QT-CAB-eLED+DALI-DT6-AWN QTM-eLED+DALI-DT6 QTM-eLED+DALI-DT6-AWN QZ-DALI-DT6	Q-SET+QZ-DALI-DT6 QOM-eLED+DALI-DT6 QZ-DALI-DT6
SCENE App Dimmed	Non-Dim Power Supply with SW App Dongle	














WD24/6.0

LED Strips - Warm Dim

COMPATIBLE MOUNTING ACCESSORIES

QUOVA-MICRO  QUOVA Knife Edge	SHIELD A - Medium  For standalone use	SHIELD B - Medium  For use within extrusions	BL-GRAZER  Backwards L Mounting Bracket	BL-MICRO  Backwards L Mounting Bracket	BL-LARGE  Backwards L Mounting Bracket	SD-L-LARGE  L Mounting Bracket	SD-L-MEDIUM  L Mounting Bracket	SD-L-MICRO  L Mounting Bracket	SD-J-LARGE  J Mounting Bracket
IQ-STRAP  Plastic strap, Fits all LED strips	IQ-CLIP-SS10  Metal clip, Fits WET strip	IQ-CLIP-PL  Plastic clip, Fits WET strip							

COMPATIBLE WIRING ACCESSORIES

Q-NECT-02-LEAD-24  Connects LED board to 24" lead wire DRY ONLY	Q-NECT-02-JUMP-3  Connects two LED boards together with 3" jumper; DRY ONLY	Q-NECT-02-INLINE  Connects two LED boards together DRY ONLY	Q-NECT-SCREW-LEAD-12  Connects LED board to 12" lead wire DRY ONLY	Q-NECT-SCREW-JUMP-12  Connects two LED boards together with 12" jumper; DRY ONLY	BARREL-EXT  8ft barrel cable extender DRY ONLY	BARREL FOUR-FER  Splits lead from one to four LED Barrel connector fixtures; DRY/DMP	CON120-EXT  10ft Con cable extender DRY/DMP/WET	CON FOUR-FER  Splits lead from one to four LED Con connectors DRY/DMP/WET	CON M - BARREL F  Male con to barrel cable adaptor DRY/DMP
Q-mini-J5  UL Listed, miniature junction box, DRY/DMP (WET rated with silicone)									

COMPATIBLE CONTROL ACCESSORIES

SCENE APP DONGLE  Wi-Fi or Bluetooth Connectivity
